

# CBD Series

with **UL94V-0 polyamide insulating body**







- UL94V-0
- universal mounting onto both PR/DIN and PR/3 type rails - according to IEC 60715 Std., "G32" and "TH/35" types
- **CESI 01 ATEX 090 U** Ex e  certificate I M2 / II 2 G D operating temperature range: -40 ÷ +80 °C
- **CoC IEC Ex CES 09.0009U** Ex e II
- when rail assemblies are to be manufactured for potentially explosive environments (Ex e) please refer to the instructions given on page A14
- available in standard (beige RAL 1001 colour) or (Ex) i "intrinsic safety" circuits (blue RAL 5015 colour)















(\* if shielded cables are to be connected when using CB/SH screening lug, the rated voltage is reduced to 250 V



<b>beige version</b>	
<b>(Ex)i version</b>	
<b>TECHNICAL CHARACTERISTICS</b>	
function / type	feed-through
rated cross-section (mm <sup>2</sup> )	10
connecting capacity	
flexible (mm <sup>2</sup> )	0,5 ÷ 16
rigid (mm <sup>2</sup> )	0,5 ÷ 16
max. flexible with ferrule (mm <sup>2</sup> )-ferrule type	10 - WP100/21
rated voltage / rated current / gauge conf. to IEC 60947-7-1	800 V / 57 A / B6
rated voltage / rated current / AWG / tightening torque value UL (Ex e) rated voltage (V)	600 V / 60 A / 20-6 AWG / 13,3 lb.in
rated impulse withstand voltage / pollution degree	500 V / 630 V
insulation stripping length (mm)	8 kV / 3
tightening torque value (test / max) (Nm)	14
height / width / thickness TH/35 7,5 mm	1,2 / 1,9
height / width / thickness TH/35 15 mm	55 / 44 / 10
height / width / thickness G32	63 / 44 / 10
	59 / 44 / 10

## APPROVALS

<b>CBD.10</b>	Cat. No. <b>CB440</b>
<b>CBD.10 (Ex)i</b>	Cat. No. <b>CBX45</b>
     	
IEC Ex pending	

<b>CBD.16</b>	Cat. No. <b>CB510</b>
<b>CBD.16 (Ex)i</b>	Cat. No. <b>CBX52</b>
     	
IEC Ex pending	

<b>CBD.35</b>	Cat. No. <b>CB610</b>
<b>CBD.35 (Ex)i</b>	Cat. No. <b>CBX62</b>
     	
IEC Ex pending	

<b>ACCESSORIES</b>	
End sections	beige blue
Permanent cross connection	
Rated current carrying capacity of jumper (same, Ex e version) (A)	
Switchable cross connection	
Multiple common bar	250 mm
Shunting screw and sleeve (same, Ex e version)	
Coloured partition	red, green, white
Cross connection barrier	red
Test plug socket	
Test plug	
Modular test plug	
End section for modular test plug	
Numbering strip	
Warning plate	on adjacent terminal blocks
Cover for cross-connection	
Marking tag	printed or blank
End bracket	
Mounting rail according to IEC 60715 Std.	 
Screening lug	

Type	Cat. No.
<b>CB10/PT</b>	CB431
<b>CB10/PT (Ex)i</b>	CBX44
<b>PM/10/2</b> poles (pre-assembled)	PM102
<b>PM/10/3</b> poles (pre-assembled)	PM103
<b>PM/10/5</b> poles (pre-assembled)	PM105
<b>PM/10/10</b> poles (pre-assembled)	PM100
<b>57 / (57)</b>	
<b>POS/44</b>	POS44
<b>PMP/04</b>	PMP04
<b>CPM/03 (CPX/03)</b>	CPM03 (CPX03)
<b>DFU/4</b>	DU04..
<b>DFM/700</b>	DF700
<b>PSD/B</b>	PD002
<b>SDD/2</b>	DD002
-	
-	
-	
<b>TTM/04</b> on 3	TTM04
<b>TQM/04</b> on 4	TQM04
<b>PRP/7</b>	PRP07
<b>CNU/8/51</b>	NU0851
<b>BTU</b> for PR/DIN and PR/3	BT005
<b>BT/DIN/PO</b> for PR/DIN only	BT001
<b>BT/3-BTO</b> for PR/3 only	BT003-BT007
<b>PR/DIN/AC</b> of steel	PR001
<b>PR/DIN/AS</b> same with slots	PR004
<b>PR/DIN/AL</b> of aluminium	PR002
<b>PR/3/AC</b> of steel	PR003
<b>PR/3/AS</b> same with slots	PR005
<b>CBD/SH</b> (*)	CB009

Type	Cat. No.
<b>CB16/PT</b>	CB511
<b>CB16/PT (Ex)i</b>	CBX53
<b>POF/44 (PFX/44)</b>	POF44 (PFX44)
(same, Ex e version)	
<b>76 / (76)</b>	
<b>POS/44</b>	POS44
<b>PMP/05</b>	PMP05
<b>CPM/44 (CPX/44)</b>	CPM44 (CPX44)
<b>DFU/4</b>	DU04..
<b>DFM/700</b>	DF700
<b>PSD/B</b>	PD002
<b>SDD/2</b>	DD002
-	
-	
-	
<b>TUM/05</b> on 3 and on 4	TUM05
-	
<b>PRP/7</b>	PRP07
<b>CNU/8/51</b>	NU0851
<b>BTU</b> for PR/DIN and PR/3	BT005
<b>BT/DIN/PO</b> for PR/DIN only	BT001
<b>BT/3-BTO</b> for PR/3 only	BT003-BT007
<b>PR/DIN/AC</b> of steel	PR001
<b>PR/DIN/AS</b> same with slots	PR004
<b>PR/DIN/AL</b> of aluminium	PR002
<b>PR/3/AC</b> of steel	PR003
<b>PR/3/AS</b> same with slots	PR005
-	

Type	Cat. No.
<b>CB35/PT</b>	CB611
<b>CB35/PT (Ex)i</b>	CBX63
<b>POF/06 (PFX/06)</b>	POF06 (PFX06)
(same, Ex e version)	
<b>125 / (125)</b>	
<b>POS/66</b>	POS66
<b>PMP/06</b>	PMP06
<b>CPM/06 (CPX/06)</b>	CPM06 (CPX06)
<b>DFU/5</b>	DU05..
<b>DFM/700</b>	DF700
<b>PSD/B</b>	PD002
<b>SDD/2</b>	DD002
-	
-	
-	
<b>TUM/06</b> on 3 and on 4	TUM06
-	
<b>PRP/8</b>	PRP08
<b>CNU/8/51</b>	NU0851
<b>BTU</b> for PR/DIN and PR/3	BT005
<b>BT/DIN/PO</b> for PR/DIN only	BT001
<b>BT/3-BTO</b> for PR/3 only	BT003-BT007
<b>PR/DIN/AC</b> of steel	PR001
<b>PR/DIN/AS</b> same with slots	PR004
<b>PR/DIN/AL</b> of aluminium	PR002
<b>PR/3/AC</b> of steel	PR003
<b>PR/3/AS</b> same with slots	PR005
-	